

Reunion 13 for the Mac

New Features and some basic features

LeisterPro.com

Cost: \$99 if you do not have a version.
\$49 if you have a previous version.

Requires Mac OS 10.9 or newer

There are so many features, both new and existing, that you will probably not use all either by choice or overlooking some of them. No worry, the built-in help is very useful.

Be sure to always backup your Reunion file(s). I suggest several backups: in the cloud, on a flash drive, and on your computer.

Some of the basic features of Reunion



Question marks are a quick way to getting information about the window your are viewing.

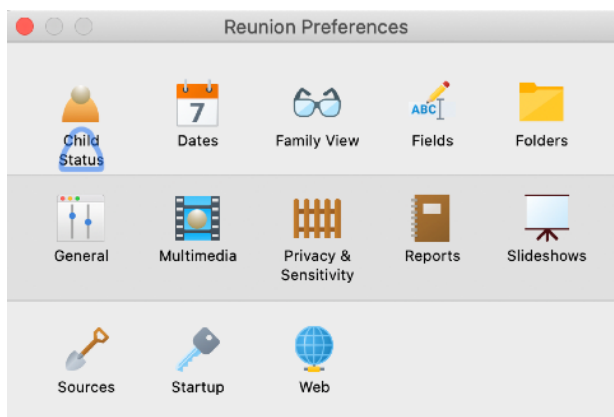


Sharing icon allows you to do just that. . . share with others.

Charts and reports are very customizable. Just play. The worst that can happen is you have to restart over again with the chart or report. Use the question mark in the chart or report for guidance.

One really nice feature is the auto update of Reunion. You can set the time period to check for updates. I recommend weekly. If no update that week you do not get the alert.

Preferences:



Found in the pull-down menu under Reunion in the top menu bar.

Try out the different preferences. Make a backup copy before you get too wild with your playing with these preference.

Charts: using Fan chart as the example

Select the person, then the number of generations, and click create chart.

Go to top menu and select Fan > settings and play. If you need help click on the question mark in the lower left part of the fan window for the fan chart help.

New Features: 60 changes to Reunion 13

Some of impressive and very new

Most are minor tweaks and small improvements on existing features.

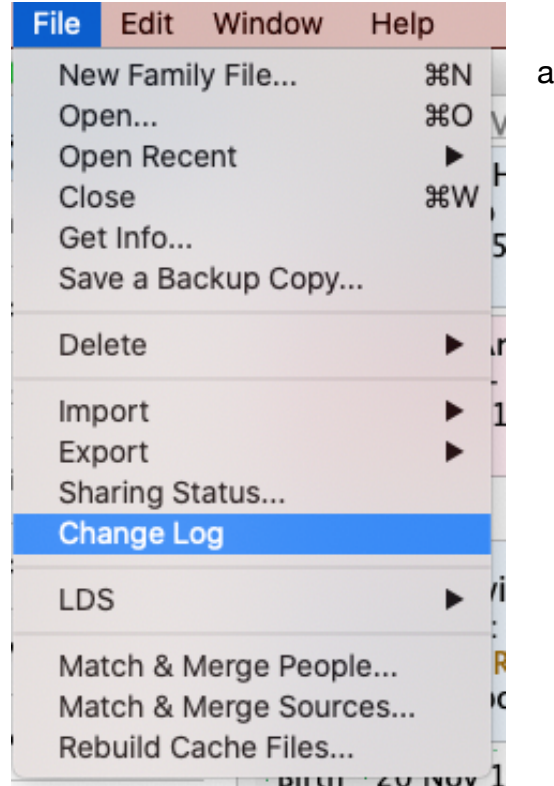
Finding Relationships:

This is an old feature that has a major upgrade.

Instantly you can find a relationship (if it exists) between two people and get what Reunion calls a relationship tree. Just drag the two ancestors to the Find Relationship window.

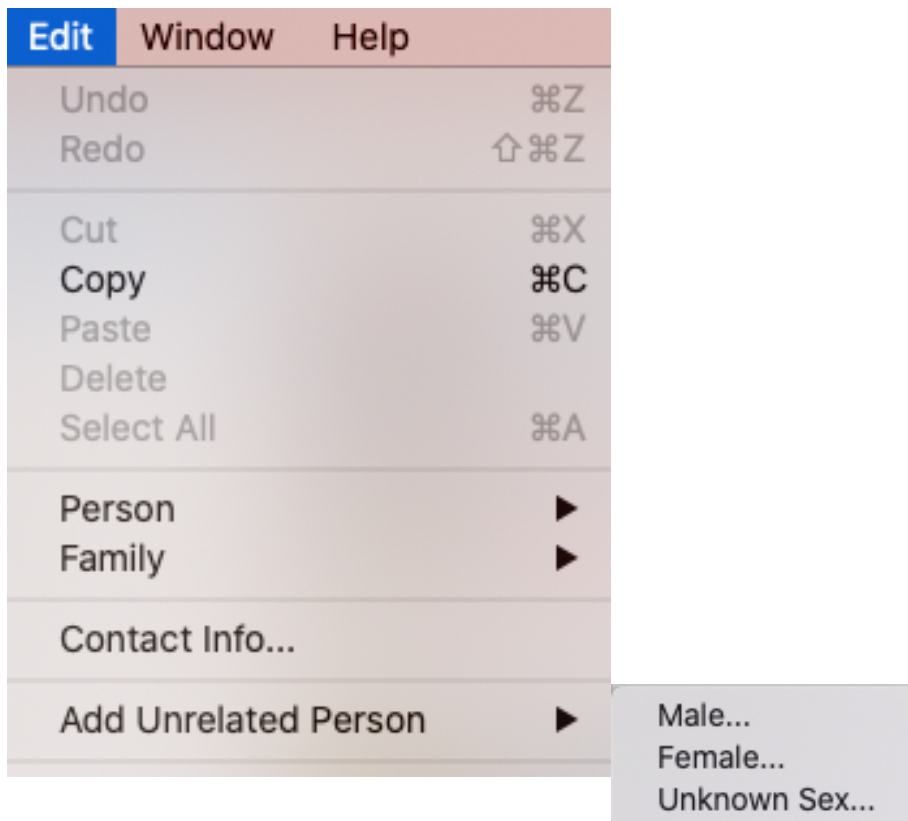
Change Log

This feature keeps track of changes to Reunion and makes it easy to navigate to specific change.



Connections

You can add a person not related by blood or marriage. It could be a friend, witness, godparent, neighbor, roommate or . . .? Reunion does advise against over use of this feature because your genealogical file does not become a family file but rather people in your life file. However, it is your file just beware that overuse of this feature may create a non-family clutter to your file.



There are three ways to add a connection:

- 1) place the person in a notes field
- 2) place the person in a log
- 3) place the person in the free form text field of a source

This is a completely new feature and I envision people using it in a variety of ways.

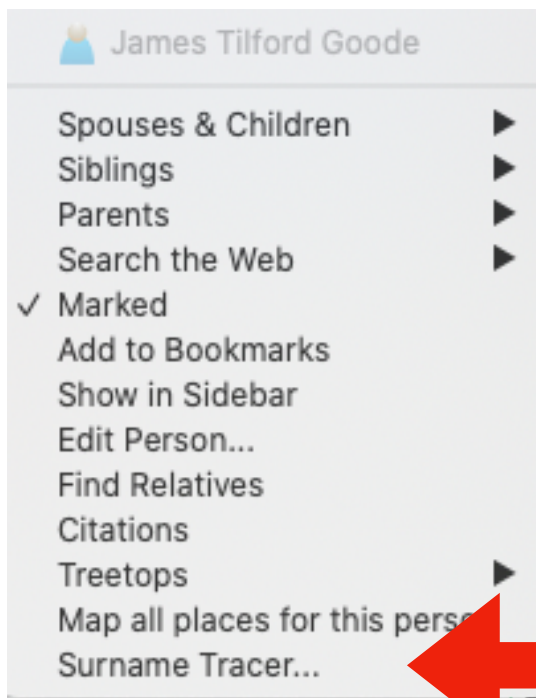
Summary Side Bar

A statistical analysis of an individual. This feature allows you to get more detail, explore or provides a different way to navigate within Reunion.

You can play with this one with worrying about changing anything in Reunion.

Surname Tracer


Found on the person card using the “flippy” on the right side of the name field.



This appears to be yet another way to navigate around in you family file. It is similar but not quite the same as the summary side bar except this feature focuses solely on surnames.

Quickview

Does exactly what it is called. Found in most lists, it allows for a quickview without leaving the record or card you are viewing. Look for the circle with the three vertical dots.

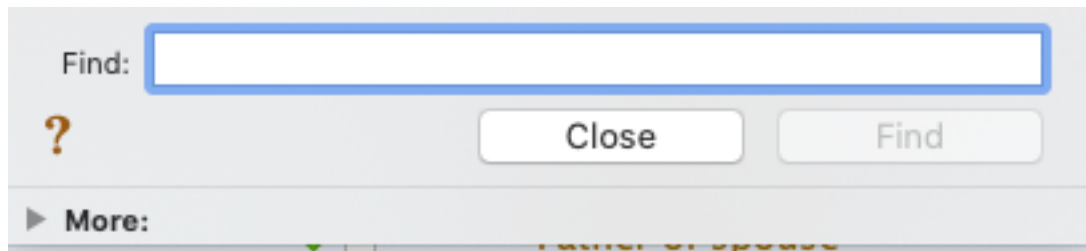


New Bowtie Chart

This is really two charts combined into one. It takes a married couple and goes back in time with the husband's chart on the left and the wife's chart on the right. You can go up to twelve generations in both directions. As with all charts, you can play but be warned that this can be a time consuming feature when you try to get it set up in the manner you prefer. This is designed to work best with grandparent of any generation. It would not work with a non-related spouse.

Updated "Find" Feature

Reunion has a simplified find function. You can still use the advance feature to burrow down to a specific area or topic but the simplified find feature is a fast way of starting out the searching.



Advance Find Feature

Click on the "More" in the find window and you get the advanced search function. New capabilities have been added.

- 1) spouses with the same last name.
- 2) living date: find everyone alive at a specific date . . . other delimiters for dates
- 3) days born before marriage or days born after marriage
- 4) contains a word: for example you are looking for a Rob but not anyone with the name Robert.

Again, play in this area to see what sort of advanced find features exist. I only gave you four new advanced find features. There are other new advanced find features and plenty of previous version advanced find features.

Color Tags

Additions and updates to this feature, which is now in the sidebar. Yet another way of navigation within the Reunion application.

Color Tags ▾		
<input checked="" type="checkbox"/>	Relative of Elizabeth Cardwell	377
<input checked="" type="checkbox"/>	Flag is Census completed	20
<input checked="" type="checkbox"/>	Ancestors of Peter Woods	2
<input checked="" type="checkbox"/>	Modified in the last two weeks	22
<input checked="" type="checkbox"/>	Multiple spouses	377

Not a new feature but I wanted to mention the easy and portability of Reunion through syncing with Reunion Touch

Reunion Touch for the iPad and/or the iPhone.

To sync changes and additions to your apps you must place your Reunion file on your Mac in Dropbox. You can download the Dropbox app to your computer. Two free gigabytes of storage is available.

One final note:

Reunion is an extremely robust application. Do not feel obligated to use all of the features. But rather take time to learn about the features and then use the ones that you like.

bob.goode@stlgs.org